

SEDIMENT

MTUBS60 - 60L SEDIMENT TRAP DATASHEET

UNDER BENCH INSTALLATION



Product code	MTUBS60 (B) (W)
Treatment capacity (litres)	60
Colours Available	Black or White
Length (mm)	605
Width (mm)	400
Height (mm)	353
Inlet invert (mm)	263
Outlet invert (mm)	248

Accessories

Quick Connects	MTUBQC
HDPE Rolling Trolley	MTERTP60 (B) (W)
Inspection Window	MTUBIW

OPERATION

The Mactrap 60L sediment trap is designed for under bench operation where heavier than water sediment can be contained in wastewater discharged from a sink or waste. A typical application might be where equipment containing dirt or grindings is cleaned after use.

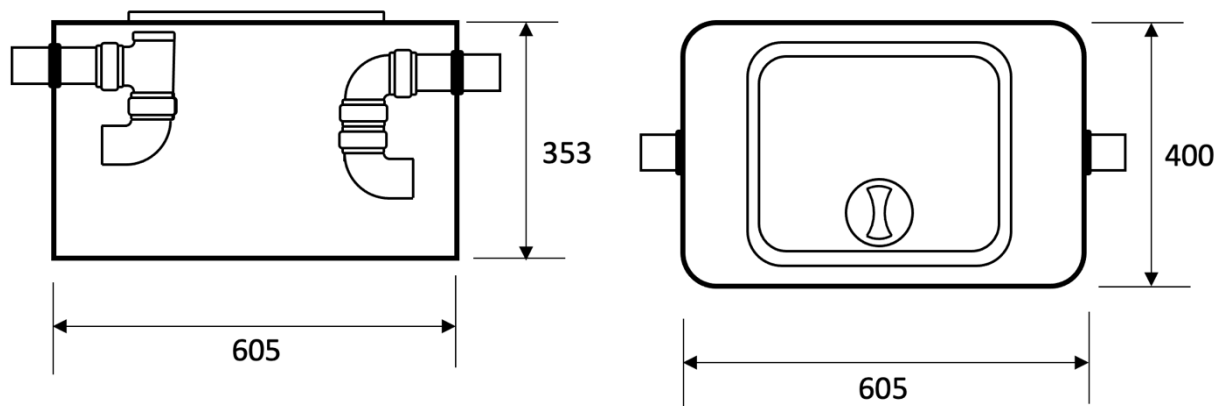
It operates by allowing gravity to separate sediment from discarded water. Heavier than water sediment sinks to the bottom. Cleaner wastewater flows from the sediment trap while the sediment is retained within the trap.

WARRANTY

The Mactrap sediment trap is warranted for impermeability, fitness for use and structural stability for five (5) years. The manufactured unit is warranted for quality of manufacture for one (1) year provided the separator is installed and operated in accordance with the specifications provided with each unit. Mactrap warranty does not include maintenance and servicing of the sediment trap.



DIMENSIONS

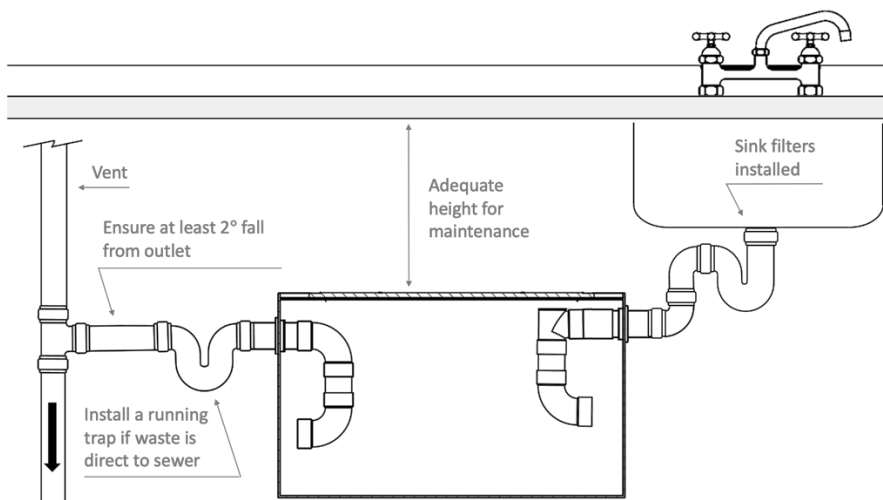


Location

Locate the sediment trap on a firm surface and (if necessary) brace it to a wall or alternative support to prevent it from moving or tipping. Ensure that the sink pickup point is above the inlet height.

The separator must be accessible so that it can be regularly cleaned out. Allow room above the separator for opening of the lid and access for the cleaning service.

Mactrap can supply easy removal trolleys and quick connect fittings so that the sediment trap can be quickly disconnected from the plumbing and rolled out from under the bench for cleaning.




Under bench installation example

Connections

If the inlet flow is higher than the outlet flow, then the sediment trap may overflow. If the drainage pipe diameter is less than the sink pipe diameter, then the piping from the sink should be reduced to match. The level of the outlet pipe must be lower than the level of the inlet pipe. The sediment trap is not to be used as a relief overflow point. Install a gully in addition to the sediment trap and a running trap if installed as part of a stacked line.





CARE AND SERVICING

Water temperature

The sediment trap can operate with water temperatures up to 65°C. Higher temperatures should be avoided.


Chemicals

The sediment trap can handle most chemicals especially when diluted with water. Beware of highly acidic and undiluted concentrations which may damage the trap.

ACCESSORIES

MTUBQC – Quick Connects

Quick connects simple disconnect the trap from your drainage so it can be removed for easy cleaning.



MTERTP60 – Rolling Trolley in Black or White

The rolling trolley, in association with quick connects, makes servicing the trap a breeze. Especially in tight spaces. Release the quick connects to disconnect the trap from the plumbing and roll out from under the bench. Remove to another location for emptying and/or cleaning.



MTUBIW – Inspection Window

The inspection window installs in the side of the trap to visually indicate when cleaning is required. Remove the guess work and only clean when you need to.

