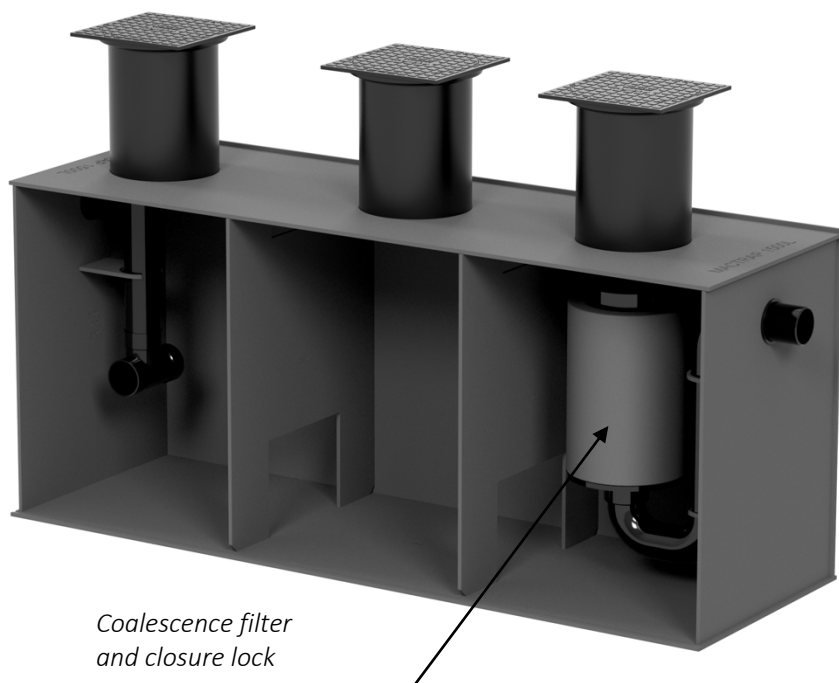


# FUEL/OIL

## MTFO1500- FUEL OIL SEPARATOR DATASHEET

ABOVE OR BELOW GROUND INSTALLATION



Product code	MTFO1500A/D
Total Volume	2031 l
Fuel Oil Containment <sup>1</sup>	389 l
Length	2400 mm
Width	806 mm
Height <sup>2</sup>	1500 mm
Inlet invert	855 mm
Outlet invert	805 mm

<sup>1</sup> Containment prior to activation of closure lock

<sup>2</sup> Includes height of cover and riser.

### Accessories

Class A or D sampling chamber	MTIC350A/D
-------------------------------	------------

## OPERATION

Mactrap Fuel/Oil separation systems intercept mineral oils and fuels collected in wastewater from sources such as petrol stations, car washes, vehicle repair garages and industry. These fuel oil separators are amongst the safest and most effective light oil capture systems available.

Wastewater enters the separator and the heavier sludge and sediment sink to the bottom of the chamber while at the same time the fuel oils rise to the surface. Cleaned wastewater exits the separator without allowing any of the separated sludge or fuel oils to leave the separating chamber.

### Self-Actuated Closure Lock

The fuel oil separator is equipped with a self-activated closure lock which completely closes the outlet of the separator when the separator reaches its maximum fuel oil storage volume. This prevents the escape of fuel oils into the drainage system.

### Coalescence Filter

Power washers can break down oil droplets to the point where they are too small to separate in water by gravity alone. A coalescence filter captures those small droplets where they combine (coalesce) into larger droplets that separate by gravity and are subsequently trapped.





## Alarm Units



To reduce the chances of the separator shutting down due to overcapacity in the fuel oil storage chamber, an alarm unit can be installed which monitors the fuel oil level. Mactrap recommends the installation of these alarm units in high fuel oil applications.

## Clean Out

The frequency of clean out is totally dependent on how much fuel oil and/or grit sediment is intercepted. Under normal usage, Mactrap recommends at least two clean outs per year, however heavy use or spillage may require more frequent clean outs. In normal circumstances separator are cleaned out by a vacuum truck. The entire contents are drained and removed before refilling the separator for continued operation.

## COVERS AND RISERS

- Mactrap grease traps are available with pedestrian strength (Class A) and vehicular strength (Class D) covers.
- Riser height is inherently flexible between 220mm and 450mm. Extensions are available.
- Flexible coupling allows easy installation into the surrounding medium.
- Fully sealed for odour protection.
- Surrounding concrete or other medium must be engineered.

Type	Class	Typical Use	Nominal Wheel Loading (kg)	Serviceability Design Load (kN)	Ultimate Limit State Design (kN)
	A	Areas accessible strictly by pedestrians. Not suited to vehicles. Purpose – residential backyards, walkways not accessible by vehicles.	330kg	6.7kN	10kN
	D	Major roads including freeway and motorway shoulders. Warehouse and loading docks. Purpose – major roads.	8,000kg	160kN	240kN

## WARRANTY

The Mactrap fuel/oil separator is warranted for impermeability, fitness for use and structural stability for thirty (30) years when installed underground and ten (10) years when installed above ground. The manufactured unit is warranted for quality of manufacture for five (5) years provided the separator is installed and operated in accordance with the specifications provided with each unit. Mactrap warranty does not include maintenance and servicing of the separator.

